

	Monday	Tuesday	Wednesday	Thursday	Friday
Early Morning Learning	Spelling Shed https://play.edshed.com/en-gb/login	TTR https://play.trockstars.com/auth/school/student/16574	Spelling Shed https://play.edshed.com/en-gb/login	TTR https://play.trockstars.com/auth/school/student/16574	Spelling Shed https://play.edshed.com/en-gb/login
Maths	https://vimeo.com/561802549 Symmetry video to watch	https://vimeo.com/562717800 Horizontal to Vertical	https://vimeo.com/562719687 7 Line of symmetry	https://vimeo.com/563226492 Complete a symmetrical figure.	End of unit assessment
Literacy	Read through the powerpoint about Direct and Indirect Speech. Read through pages 52-66 of Joey Fly and report what Flittany has said in reported speech using the story board.	SpaG Skills CGP SPaG Book Complete 2 different pages that you have not completed yet.	Go through the powerpoint about features of a Newspaper report and annotate the text with the features of a Newspaper report. Pages 1 and 2	Handwriting book Any pages you have not completed – do not do more than 4 pages.	Pobble 365 – see below
Reading	Rising Stars Reading online	Reading out loud	Rising Stars Reading online	Reading out loud	Independent Reading
	Remember, you can send any book recommendations to library@greenwayacademy.co.uk				
Topic	PSHE Read through the Money Poem and write your own poem about Money.	DT Now it's time to make your Yoghurt. Use your plan to make your yoghurt.	DT Read through the powerpoint and evaluate the Yoghurt and the packaging you have created.	PE See below	French See below

If you would like to do further learning, we recommend you use bbc bitesize (<https://www.bbc.co.uk/bitesize/levels/zbr9wmn0>), Oak academy learning (<https://classroom.thenational.academy/subjects-by-key-stage/key-stage-2>) or watch the KS2 television learning available on bbc one or iplayer.

French



Bonjour à tout le monde. *Ça va?*

Here are some suggestions for French home learning for Autumn 2

Please remember that, if I direct you to a Youtube clip or a website, stay safe and ask an adult to help you.

You may wish to look at alternative resources, but try to ensure that you centre your learning around the topics given below:

Year 4

You will be focusing on likes and dislikes, family members and talking about brothers and sisters, as well as revisiting food related vocabulary and phrases from last half term

1. For likes and dislikes <https://www.lightbulblanguages.co.uk/resources/PrimaryFrench/fr-food-opinions-flowchart.pdf>

2. Talking about family:

BBC Bitesize <https://www.bbc.co.uk/bitesize/topics/zjcbrij6/articles/zcqsxbk>

3. Tutorials and games family and food topic

<https://www.french-games.net/frenchtopics>

Madame Martin x

Dear parents/carers,

Here are a few suggestions for websites/resources, which the children may wish to look at, during any period of absence from school.

- www.euroclubschools.co.uk

Fun facts about France, French history & French celebrations. There is also a “Jukebox” with songs in French

- http://www.bbc.co.uk/schools/primary_languages/french/

Games/video clips to practise basic French

- <http://www.languagesonline.org.uk>

Simple exercises to practise vocabulary. Make sure that you are looking at the Primary section

- www.primaryresources.co.uk

Mainly aimed at teachers but children may find some ideas for games to play with older siblings/parents etc.

- <https://www.bbc.co.uk/bitesize/subjects/z39d7tv>

Range of topics with Videoclips, animated clips, games

- Duolingo

Online language learning tool.

- <https://www.lightbulblanguages.co.uk/reources-pr-fr-resources.htm>

Mainly aimed at teachers, but a wide range of topics and resources that children could dip into.

- <https://digitaldialects.com>

Games and online learning

- Fou Fou Channel on You tube

A variety of animated clips on a variety of different topics. May be more suitable for younger learners

- <https://agreenmouse.com>

Lots of different topics. Includes vocabulary, links to videoclips, songs etc.

I will continue to look into suitable resources and will update the list accordingly.
Please note that, as all resources are accessed via the Internet, some adult supervision may be required.

PE

Bingo Fitness PE Home Learning

Here are some suggestions for how to use the Fun Fitness Bingo resources.

Print off the Fun Fitness Bingo Board and Fun Fitness Bingo Cards. Cut out the cards, muddle them up and place them in a container. Pick out a card at regular intervals of time and aim to carry out each exercise for 30 seconds. Once you have completed each exercise, cover it up with the card. Continue doing this throughout the day until all of the exercises on the board have been covered over. Perhaps you could set an alarm to remind you when it's time to exercise!





















Print off the Fun Fitness Bingo Board and choose an activity to carry out at regular intervals throughout the day. To pick an exercise at random, close your eyes, put your finger down on the board and do whichever exercise your finger landed on.

Have the Fun Fitness Bingo Board up on your computer screen and choose an activity to carry out at regular intervals throughout the day. To pick an exercise at random, close your eyes, place your finger on the screen and do whichever exercise your finger landed on.

Challenge

Can you complete all of the exercises in one day? You might want to pick two or three at a time and do them all in one go with a short ten-second break in-between each one. Or maybe you could do each exercise more than once, with a short ten-second break in-between?

Fun Fitness Bingo Cards

<p>Backwards Lunges</p> 	<p>Climb the Rope</p> 	<p>Upwards Punches</p> 	<p>Sumo Squats</p> 	<p>Frog Jumps</p> 
<p>Shoulder Taps</p> 	<p>Twist and Jump</p> 	<p>Front Kicks</p> 	<p>Side Lunges</p> 	<p>Marching on the Spot</p> 
<p>Star Jumps</p> 	<p>Squats</p> 	<p>Forward Punches</p> 	<p>Elbow to Knee</p> 	<p>Box Push-Ups</p> 
<p>High Knees with Punches</p> 	<p>Squat with Punches</p> 	<p>Upper Cuts</p> 	<p>Mummy Kicks</p> 	<p>Running on the Spot</p> 



Story starter!

It had seemed like an ordinary boat trip to Sam as they made their way across the calm waters of the lake. He had become slightly concerned when they seemed to be picking up considerable speed, causing waves to crash into the shore. The engine coughed, spluttered and groaned, before giving an almighty roar, sending the boat hurtling over the water...

Soon after, Sam could not believe his eyes as they plunged through the fluffy, white clouds. Confused seagulls whizzed past his head, and they had almost collided with a jumbo jet full of passengers on their way to getting a sun tan in Spain.

Sam felt exhilarated, but he had a sneaky feeling things were about to get even more exciting...

Perfect picture!

Imagine the sky is full of ships, cars, trains and other types of transport that normally travel on the ground. Think about what this would look like. Draw or write down what you have imagined.

Sick sentences!

These sentences are 'sick' and need help to get better. Can you help?

The flying ship went through the clouds. Sam felt scared on the ship.