

	Monday	Tuesday	Wednesday	Thursday	Friday
Early Morning Learning	<b>Spelling Shed</b> <a href="https://play.edshed.com/en-gb/login">https://play.edshed.com/en-gb/login</a>	<b>TTR</b> <a href="https://play.ttrackstars.com/auth/school/student/16574">https://play.ttrackstars.com/auth/school/student/16574</a>	<b>Spelling Shed</b> <a href="https://play.edshed.com/en-gb/login">https://play.edshed.com/en-gb/login</a>	<b>TTR</b> <a href="https://play.ttrackstars.com/auth/school/student/16574">https://play.ttrackstars.com/auth/school/student/16574</a>	<b>Spelling Shed</b> <a href="https://play.edshed.com/en-gb/login">https://play.edshed.com/en-gb/login</a>
Maths	<a href="https://vimeo.com/543597784">https://vimeo.com/543597784</a> Telling the time in 5 minute intervals	<a href="https://vimeo.com/544915417">https://vimeo.com/544915417</a> Telling the time to the minute	<a href="https://vimeo.com/54508696">https://vimeo.com/54508696</a> Using AM and PM	<a href="https://vimeo.com/545087598">https://vimeo.com/545087598</a> Twent-four hour clock	<a href="https://vimeo.com/546150735">https://vimeo.com/546150735</a> Hours, minutes and seconds
Literacy	Story S What has happened so far in Mr Tiger, Betsy and the blue moon.	<b>SpaG Skills</b> CGP SPaG Book Complete 2 different pages that you have not completed yet.	Create a Persuasive Advertisement for your favourite ice cream flavour. Remember to include A FOREST.	<b>Handwriting book</b> Any pages you have not completed – do not do more than 4 pages.	<b>Pobble 365</b> – see below
Reading	Rising Stars Reading online	Reading out loud	Rising Stars Reading online	Reading out loud	Independent Reading
Remember, you can send any book recommendations to <a href="mailto:library@greenwayacademy.co.uk">library@greenwayacademy.co.uk</a>					
Topic	<b>Art</b> Follow the powerpoint and follow the step-by-step guide on how to draw a self portrait.	<b>Art</b> Follow the powerpoint about Pablo Picasso and use the handout to draw your own Cubist Portrait.	<b>PSHE</b> Visualise yourself in the future when you are an adult. Where are you? What are you wearing? How do you feel? Most importantly, what are you doing? Create an annotated diagram explaining your thoughts.	<b>PE</b>  <b>See below</b>	<b>French</b>  <b>See below</b>

If you would like to do further learning, we recommend you use bbc bitesize (<https://www.bbc.co.uk/bitesize/levels/zbr9wmn0>), Oak academy learning (<https://classroom.thenational.academy/subjects-by-key-stage/key-stage-2>) or watch the KS2 television learning available on bbc one or iplayer.

## French



Bonjour à tout le monde. Ça va?

Here are some suggestions for French home learning for Autumn 2

Please remember that, if I direct you to a Youtube clip or a website, stay safe and ask an adult to help you.

You may wish to look at alternative resources, but try to ensure that you centre your learning around the topics given below:

#### Year 4

You will be focusing on likes and dislikes, family members and talking about brothers and sisters, as well as revisiting food related vocabulary and phrases from last half term

1. For likes and dislikes <https://www.lightbulblanguages.co.uk/resources/PrimaryFrench/fr-food-opinions-flowchart.pdf>
2. Talking about family:  
BBC Bitesize <https://www.bbc.co.uk/bitesize/topics/zjcbjrj6/articles/zcqsxbk>
3. Tutorials and games family and food topic  
<https://www.french-games.net/frenchtopics>

Madame Martin x

Dear parents/carers,

Here are a few suggestions for websites/resources, which the children may wish to look at, during any period of absence from school.

- [www.euroclubschools.co.uk](http://www.euroclubschools.co.uk)

Fun facts about France, French history & French celebrations. There is also a “Jukebox” with songs in French

- [http://www.bbc.co.uk/schools/primary\\_languages/french/](http://www.bbc.co.uk/schools/primary_languages/french/)

Games/video clips to practise basic French

- <http://www.languagesonline.org.uk>

Simple exercises to practise vocabulary. Make sure that you are looking at the Primary section

- [www.primaryresources.co.uk](http://www.primaryresources.co.uk)

Mainly aimed at teachers but children may find some ideas for games to play with older siblings/parents etc.

- <https://www.bbc.co.uk/bitesize/subjects/z39d7ty>

Range of topics with Videoclips, animated clips, games

- Duolingo

Online language learning tool.

- <https://www.lightbulblanguages.co.uk/reources-pr-fr-resources.htm>

Mainly aimed at teachers, but a wide range of topics and resources that children could dip into.

- <https://digitaldialects.com>

Games and online learning

- Fou Fou Channel on You tube

A variety of animated clips on a variety of different topics. May be more suitable for younger learners

- <https://agreenmouse.com>

Lots of different topics. Includes vocabulary, links to videoclips, songs etc.

I will continue to look into suitable resources and will update the list accordingly.

Please note that, as all resources are accessed via the Internet, some adult supervision may be required.

# Bingo Fitness PE Home Learning

Here are some suggestions for how to use the Fun Fitness Bingo resources.

Print off the Fun Fitness Bingo Board and Fun Fitness Bingo Cards. Cut out the cards, muddle them up and place them in a container. Pick out a card at regular intervals of time and aim to carry out each exercise for 30 seconds. Once you have completed each exercise, cover it up with the card. Continue doing this throughout the day until all of the exercises on the board have been covered over. Perhaps you could set an alarm to remind you when it's time to exercise!





















Print off the Fun Fitness Bingo Board and choose an activity to carry out at regular intervals throughout the day. To pick an exercise at random, close your eyes, put your finger down on the board and do whichever exercise your finger landed on.

Have the Fun Fitness Bingo Board up on your computer screen and choose an activity to carry out at regular intervals throughout the day. To pick an exercise at random, close your eyes, place your finger on the screen and do whichever exercise your finger landed on.

## Challenge

Can you complete all of the exercises in one day? You might want to pick two or three at a time and do them all in one go with a short ten-second break in-between each one. Or maybe you could do each exercise more than once, with a short ten-second break in-between?

# Fun Fitness Bingo Cards

<b>Backwards Lunges</b> 	<b>Climb the Rope</b> 	<b>Upwards Punches</b> 	<b>Sumo Squats</b> 	<b>Frog Jumps</b> 
<b>Shoulder Taps</b> 	<b>Twist and Jump</b> 	<b>Front Kicks</b> 	<b>Side Lunges</b> 	<b>Marching on the Spot</b> 
<b>Star Jumps</b> 	<b>Squats</b> 	<b>Forward Punches</b> 	<b>Elbow to Knee</b> 	<b>Box Push-Ups</b> 
<b>High Knees with Punches</b> 	<b>Squat with Punches</b> 	<b>Upper Cuts</b> 	<b>Mummy Kicks</b> 	<b>Running on the Spot</b> 



## Sentence challenge!

Can you write a paragraph to persuade humans to treat animals with respect?

You could start with:

It is important that...

It is appalling that...

You could include a rhetorical question:

Did you know that... ?

How can we... ?

Will you...?

## Perfect picture!

Can you draw a picture that shows: 1) the animals' home before the diggers came along, and 2) what the scene looks like after the humans have finished on the site?

## Sick sentences!

These sentences are 'sick' and need help to get better. Can you help?

It is wrong that animals' homes are wrecked. I find it really bad. How would you feel? It should stop.