

	Monday	Tuesday	Wednesday	Thursday	Friday
Early Morning Learning	Spelling Shed https://play.edshed.com/en-gb/login	TTR https://play.ttrackstars.com/auth/school/student/16574	Spelling Shed https://play.edshed.com/en-gb/login	TTR https://play.ttrackstars.com/auth/school/student/16574	Spelling Shed https://play.edshed.com/en-gb/login
Maths	Sum4.4.1 - Subtract money on Vimeo	Sum4.4.2 - Find change on Vimeo	Sum4.4.3 - Working with money activity on Vimeo Set up a pretend shop and make a record of things you 'sell' and the change you would give.	Sum4.4.4 - Four operations on Vimeo	Money Assessment worksheet in folder
Literacy	Story S What has happened so far in Mr Tiger, Betsy and the blue moon.	SpaG Skills CGP SPaG Book Complete 2 different pages that you have not completed yet.	Create a persuasive poster to advertise ice cream Remember to use A FOREST	Handwriting book Any pages you have not completed – do not do more than 4 pages.	Pobble 365 – see below
Reading	Rising Stars Reading online	Reading out loud	Rising Stars Reading online	Reading out loud	Independent Reading
	Remember, you can send any book recommendations to library@greenwayacademy.co.uk				
Topic	Science Go through the powerpoint and complete worksheet on teeth	Research things that are bad for your teeth and the effects of decay	Research Hindu deities and present your learning how you choose.	PE See below	French See below

If you would like to do further learning, we recommend you use bbc bitesize (<https://www.bbc.co.uk/bitesize/levels/zbr9wmn0>), Oak academy learning (<https://classroom.thenational.academy/subjects-by-key-stage/key-stage-2>) or watch the KS2 television learning available on bbc one or iplayer.

French



Bonjour à tout le monde. Ça va?

Here are some suggestions for French home learning for Autumn 2

Please remember that, if I direct you to a Youtube clip or a website, stay safe and ask an adult to help you.

You may wish to look at alternative resources, but try to ensure that you centre your learning around the topics given below:

Year 4

You will be focusing on likes and dislikes, family members and talking about brothers and sisters, as well as revisiting food related vocabulary and phrases from last half term

1. For likes and dislikes <https://www.lightbulblanguages.co.uk/resources/PrimaryFrench/fr-food-opinions-flowchart.pdf>
2. Talking about family:
BBC Bitesize <https://www.bbc.co.uk/bitesize/topics/zjcbrij6/articles/zcqsxbk>
3. Tutorials and games family and food topic
<https://www.french-games.net/frenchtopics>

Madame Martin x

Dear parents/carers,

Here are a few suggestions for websites/resources, which the children may wish to look at, during any period of absence from school.

- www.euroclubschools.co.uk

Fun facts about France, French history & French celebrations. There is also a "Jukebox" with songs in French

- http://www.bbc.co.uk/schools/primary_languages/french/

Games/video clips to practise basic French

- <http://www.languagesonline.org.uk>

Simple exercises to practise vocabulary. Make sure that you are looking at the Primary section

- www.primaryresources.co.uk

Mainly aimed at teachers but children may find some ideas for games to play with older siblings/parents etc.

- <https://www.bbc.co.uk/bitesize/subjects/z39d7ty>

Range of topics with Videoclips, animated clips, games

- Duolingo

Online language learning tool.

- <https://www.lightbulblanguages.co.uk/reources-pr-fr-resources.htm>

Mainly aimed at teachers, but a wide range of topics and resources that children could dip into.

- <https://digitaldialects.com>

Games and online learning

- Fou Fou Channel on You tube

A variety of animated clips on a variety of different topics. May be more suitable for younger learners

- <https://agreenmouse.com>

Lots of different topics. Includes vocabulary, links to videoclips, songs etc.

I will continue to look into suitable resources and will update the list accordingly.

Please note that, as all resources are accessed via the Internet, some adult supervision may be required.

Bingo Fitness PE Home Learning

Here are some suggestions for how to use the Fun Fitness Bingo resources.

Print off the Fun Fitness Bingo Board and Fun Fitness Bingo Cards. Cut out the cards, muddle them up and place them in a container. Pick out a card at regular intervals of time and aim to carry out each exercise for 30 seconds. Once you have completed each exercise, cover it up with the card. Continue doing this throughout the day until all of the exercises on the board have been covered over. Perhaps you could set an alarm to remind you when it's time to exercise!





















Print off the Fun Fitness Bingo Board and choose an activity to carry out at regular intervals throughout the day. To pick an exercise at random, close your eyes, put your finger down on the board and do whichever exercise your finger landed on.

Have the Fun Fitness Bingo Board up on your computer screen and choose an activity to carry out at regular intervals throughout the day. To pick an exercise at random, close your eyes, place your finger on the screen and do whichever exercise your finger landed on.

Challenge

Can you complete all of the exercises in one day? You might want to pick two or three at a time and do them all in one go with a short ten-second break in-between each one. Or maybe you could do each exercise more than once, with a short ten-second break in-between?

Fun Fitness Bingo Cards

Backwards Lunges 	Climb the Rope 	Upwards Punches 	Sumo Squats 	Frog Jumps 
Shoulder Taps 	Twist and Jump 	Front Kicks 	Side Lunges 	Marching on the Spot 
Star Jumps 	Squats 	Forward Punches 	Elbow to Knee 	Box Push-Ups 
High Knees with Punches 	Squat with Punches 	Upper Cuts 	Mummy Kicks 	Running on the Spot 

Story starter!

Question time!

What features do you think this new type of hotel has?

How is it similar/different to hotels/holidays we go on today?

How many people do you think can travel on the Air Hotel 3000?

Where do you think it might be heading on its voyage?

Who is flying it? How is it controlled?

How do you think the hotel is powered?

How do you think it lands?

It is the year 3000, and the new 'Air Hotel 3000' is embarking on its maiden trip!

Can you write an advertisement for this new type of hotel? It might be a poster or a leaflet.

You could even do a newspaper article reporting on its first outing, perhaps interviewing some of the passengers on board!



Sentence challenge!

Insert the inverted commas into the sentence below.



- ▶ **One of the passengers remarked this is the most exciting holiday I've ever been on!**

Can you use speech in your writing today? It might be direct or reported. Remember to use inverted commas where necessary.