

	Monday	Tuesday	Wednesday	Thursday	Friday
Early Morning Learning	Spelling Shed https://play.edshed.com/en-gb/login	TTR https://play.ttrackstars.com/auth/school/student/16574	Spelling Shed https://play.edshed.com/en-gb/login	TTR https://play.ttrackstars.com/auth/school/student/16574	Good Friday – End of term
Maths	Divide 1 digit by 10 https://vimeo.com/519495647 Worksheet available	Divide 2 digits by 10 https://vimeo.com/519556201 Worksheet available	Hundredths https://vimeo.com/519976198 Worksheet available	Hundredths as decimals https://vimeo.com/520024278 Worksheet available	
Literacy	Read the poem ‘The Owl and the Pussycat’ and draw out micro macro pictures telling the story. Can you spot any poetic devices in the poem that we looked at last week?	Have a go at writing you own stanza for the poem – ‘The Owl and the Pussycat’. If there was another verse, what would happen next?	SpaG Skills CGP SPaG Book Complete 2 different pages that you have not completed yet.	Handwriting book Any pages you have not completed – do not do more than 4 pages.	
Reading	Reading Comprehension (see below)	Independent Reading	Rising Stars Reading online	Reading out loud	
Remember, you can send any book recommendations to library@greenwayacademy.co.uk					
Topic	Geography – How long would it take to get to a given destination? Follow the powerpoint and use the maps to give your directions.	Music Follow the powerpoint. Listen to the music and fill in the sheets.	PE See below	French See below	Good Friday – end of term

If you would like to do further learning, we recommend you use bbc bitesize (<https://www.bbc.co.uk/bitesize/levels/zbr9wmn0>), Oak academy learning (<https://classroom.thenational.academy/subjects-by-key-stage/key-stage-2>) or watch the KS2 television learning available on bbc one or iplayer.

French



Bonjour à tout le monde. Ça va?

Here are some suggestions for French home learning for Autumn 2

Please remember that, if I direct you to a Youtube clip or a website, stay safe and ask an adult to help you.

You may wish to look at alternative resources, but try to ensure that you centre your learning around the topics given below:

Year 4

You will be focusing on **likes and dislikes, family members** and talking about **brothers and sisters**, as well as revisiting food related vocabulary and phrases from last half term

1. For likes and dislikes <https://www.lightbulblanguages.co.uk/resources/PrimaryFrench/fr-food-opinions-flowchart.pdf>

2. Talking about family:

BBC Bitesize <https://www.bbc.co.uk/bitesize/topics/zjcbjrj6/articles/zcqsxbk>

3. Tutorials and games family and food topic

<https://www.french-games.net/frenchtopics>

Madame Martin x

Dear parents/carers,

Here are a few suggestions for websites/resources, which the children may wish to look at, during any period of absence from school.

- www.euroclubschools.co.uk

Fun facts about France, French history & French celebrations. There is also a “Jukebox” with songs in French

- http://www.bbc.co.uk/schools/primary_languages/french/

Games/video clips to practise basic French

- <http://www.languagesonline.org.uk>

Simple exercises to practise vocabulary. Make sure that you are looking at the Primary section

- www.primaryresources.co.uk

Mainly aimed at teachers but children may find some ideas for games to play with older siblings/parents etc.

- <https://www.bbc.co.uk/bitesize/subjects/z39d7ty>

Range of topics with Videoclips, animated clips, games

- Duolingo

Online language learning tool.

- <https://www.lightbulblanguages.co.uk/reources-pr-fr-resources.htm>

Mainly aimed at teachers, but a wide range of topics and resources that children could dip into.

- <https://digitaldialects.com>

Games and online learning

- Fou Fou Channel on You tube

A variety of animated clips on a variety of different topics. May be more suitable for younger learners

- <https://agreenmouse.com>

Lots of different topics. Includes vocabulary, links to videoclips, songs etc.

I will continue to look into suitable resources and will update the list accordingly.

Please note that, as all resources are accessed via the Internet, some adult supervision may be required.

Bingo Fitness PE Home Learning

Here are some suggestions for how to use the Fun Fitness Bingo resources.

Print off the Fun Fitness Bingo Board and Fun Fitness Bingo Cards. Cut out the cards, muddle them up and place them in a container. Pick out a card at regular intervals of time and aim to carry out each exercise for 30 seconds. Once you have completed each exercise, cover it up with the card. Continue doing this throughout the day until all of the exercises on the board have been covered over. Perhaps you could set an alarm to remind you when it's time to exercise!





















Print off the Fun Fitness Bingo Board and choose an activity to carry out at regular intervals throughout the day. To pick an exercise at random, close your eyes, put your finger down on the board and do whichever exercise your finger landed on.

Have the Fun Fitness Bingo Board up on your computer screen and choose an activity to carry out at regular intervals throughout the day. To pick an exercise at random, close your eyes, place your finger on the screen and do whichever exercise your finger landed on.

Challenge

Can you complete all of the exercises in one day? You might want to pick two or three at a time and do them all in one go with a short ten-second break in-between each one. Or maybe you could do each exercise more than once, with a short ten-second break in-between?

Fun Fitness Bingo Cards

Backwards Lunges 	Climb the Rope 	Upwards Punches 	Sumo Squats 	Frog Jumps 
Shoulder Taps 	Twist and Jump 	Front Kicks 	Side Lunges 	Marching on the Spot 
Star Jumps 	Squats 	Forward Punches 	Elbow to Knee 	Box Push-Ups 
High Knees with Punches 	Squat with Punches 	Upper Cuts 	Mummy Kicks 	Running on the Spot 



Story Starter

6AM: I left the house on my own, wrapped up in my warmest coat (which I wear every day) to make the 3km trip. I met up with other children from my village, and we huddled together beneath the mountain to keep warm, waiting for the last couple of stragglers to arrive. As soon as we were all together, two of the dads put their sledges and emergency packs on their backs, and we set off for school...

- ▶ Can you write a diary entry for one of these children, describing their journey to school?

Sentence Challenge

The children walked across the ice.

They heard an almighty crunch beneath their feet!

A tall mountain stood right in front of them


- ▶ Can you identify the articles in these sentences? Can you identify the articles you have used in your writing today?

Reign of the Sea Dragons

Reign of the Sea Dragons is an information book by Sneed Collard about reptiles known as "sea dragons" — creatures that lived in the oceans at the same time as dinosaurs lived on Earth. This extract introduces sea dragons and how they were different from today's ocean creatures.

In a time when dinosaurs walked the earth, a strange, large animal called an elasmosaur (ee-LAZ-moh-sohr) slipped silently through warm ocean waters.

- 5 The elasmosaur had long, elegant flippers to propel its turtle-shaped body, and a fifteen-foot neck that came in handy for sneaking up on its favorite food, squid.



- 10 Soon, in fact, the elasmosaur spotted a school of squid and began swimming toward it. As it opened its jaws to strike, however, a thirty-foot-long pliosaur (PLEE-oh-sohr) suddenly shot up out of the depths. With its massive, seven-foot long jaws, the pliosaur seized the elasmosaur and impaled it with dozens of cone-shaped teeth. The elasmosaur struggled and thrashed to free itself, but it was no use. Soon, it died and became prey in the food web of the ancient ocean world.

15 Radical Reptiles

The elasmosaur and the pliosaur belonged to an astonishing collection of reptiles that filled our oceans during the Mesozoic (MEZ-oh-zoh-ik) era, about 250 to 65 million years ago. Some of these reptiles, such as crocodillians and turtles, have familiar relatives that survive today. Most, however, were totally different from anything in our modern world.

- 20 They included porpoiselike ichthyosaurs (ik-three-oh-sohrs), the long-necked elasmosaurs, and enormous mosasaurs (MOSS-uh-sohrs) with curved daggers for teeth. Scientists often refer to these reptiles as sea dragons, and they include some of the most extraordinary, awesome predators the world has ever known.

An extract from *Reign of the Sea Dragons* by Sneed Collard.

1 What is the purpose of the words in brackets?

.....

1 mark

2 What does the word "proper" (line 6) mean? Use a dictionary to help you.

.....

1 mark

3 Describe one feature of the elasmosaur and one feature of the pliosaur that helped them catch prey.

.....
.....

2 marks

4 Name one thing that the elasmosaur liked to eat.

.....

1 mark

5 Who eats who in "the food web of the ancient ocean world" (line 14)?

.....

1 mark

6 Which creature is both predator and prey in this extract?

.....

1 mark

7 Why does the author say that mosasaurs had "curved daggers for teeth" (line 21)?

.....
.....

1 mark

8 Why do you think some scientists call the types of creature mentioned in the extract "sea dragons"?

.....
.....

2 marks

Total
out of 10