



	Monday	Tuesday	Wednesday	Thursday	Friday
Early Morning Learning	Spelling Shed https://play.edshed.com/en-gb/login	TTR https://play.ttrackstars.com/auth/school/student/16574	Spelling Shed https://play.edshed.com/en-gb/login	TTR https://play.ttrackstars.com/auth/school/student/16574	Spelling Shed https://play.edshed.com/en-gb/login
Maths	Divide 1 digit by 10 Spr4.10.1 - Divide 1 digit by 10 on Vimeo	Divide 2 digits by 10 Spr4.10.2 - Divide 2 digit by 10 on Vimeo	Hundredths Spr4.10.3 - Hundredths on Vimeo	Hundredths as a decimal Spr4.10.4 - Hundredths as decimals on Vimeo	Hundredths on a place value grid Spr4.10.5 - Hundredths on a place value grid on Vimeo
Literacy	Read the poems ‘From a railway carriage’ and ‘Where go the boats?’. Write a list of any features or writing devices you spot from the poems? What do you know about poetry already?	Have a go at writing your own poem. It can be about a train or a subject of your choice. You could always use yesterday’s poem as a starting point and add a new stanza to it.	SpaG Skills CGP SPaG Book Complete 2 different pages that you have not completed yet.	Handwriting book Any pages you have not completed – do not do more than 4 pages.	Pobble 365 – see below
Reading	Reading Comprehension (see below)	Independent Reading	Rising Stars Reading online	Reading out loud	Independent Reading
	Remember, you can send any book recommendations to library@greenwayacademy.co.uk				
Topic	Art At the end of the PPT is the independent task to write a description of the image using the SCAPS technique discussed in the lesson.	DT Draw and annotate a design for a train of the future. Present your design. This could be done in a multiple of ways: <ul style="list-style-type: none">- Poster- Powerpoint presentation- Written / recorded video?	PE See below	French See below	British Values

If you would like to do further learning, we recommend you use bbc bitesize (<https://www.bbc.co.uk/bitesize/levels/zbr9wmn0>), Oak academy learning (<https://classroom.thenational.academy/subjects-by-key-stage/key-stage-2>) or watch the KS2 television learning available on bbc one or iplayer.

French

Bonjour à tout le monde. Ça va?

Here are some suggestions for French home learning for Autumn 2
Please remember that, if I direct you to a Youtube clip or a website, stay safe and ask an adult to help you.
You may wish to look at alternative resources, but try to ensure that you centre your learning around the topics given below:

Year 4
You will be focusing on likes and dislikes, family members and talking about brothers and sisters, as well as revisiting food related vocabulary and phrases from last half term

1. For likes and dislikes <https://www.lightbulblanguages.co.uk/resources/PrimaryFrench/fr-food-opinions-flowchart.pdf>
2. Talking about family:
BBC Bitesize <https://www.bbc.co.uk/bitesize/topics/zjcbrij6/articles/zcqsxbk>
3. Tutorials and games family and food topic
<https://www.french-games.net/frenchtopics>

Madame Martin x

Dear parents/carers,

Here are a few suggestions for websites/resources, which the children may wish to look at, during any period of absence from school.

- www.euroclubschools.co.uk

Fun facts about France, French history & French celebrations. There is also a “Jukebox” with songs in French

- http://www.bbc.co.uk/schools/primary_languages/french/

Games/video clips to practise basic French

- <http://www.languagesonline.org.uk>

Simple exercises to practise vocabulary. Make sure that you are looking at the Primary section

- www.primaryresources.co.uk

Mainly aimed at teachers but children may find some ideas for games to play with older siblings/parents etc.

- <https://www.bbc.co.uk/bitesize/subjects/z39d7ty>

Range of topics with Videoclips, animated clips, games

- Duolingo

Online language learning tool.

- <https://www.lightbulblanguages.co.uk/reources-pr-fr-resources.htm>

Mainly aimed at teachers, but a wide range of topics and resources that children could dip into.

- <https://digitaldialects.com>

Games and online learning

- Fou Fou Channel on You tube

A variety of animated clips on a variety of different topics. May be more suitable for younger learners

- <https://agreenmouse.com>

Lots of different topics. Includes vocabulary, links to videoclips, songs etc.

I will continue to look into suitable resources and will update the list accordingly.
Please note that, as all resources are accessed via the Internet, some adult supervision may be required.

PE

Bingo Fitness PE Home Learning

Here are some suggestions for how to use the Fun Fitness Bingo resources.

Print off the Fun Fitness Bingo Board and Fun Fitness Bingo Cards. Cut out the cards, muddle them up and place them in a container. Pick out a card at regular intervals of time and aim to carry out each exercise for 30 seconds. Once you have completed each exercise, cover it up with the card. Continue doing this throughout the day until all of the exercises on the board have been covered over. Perhaps you could set an alarm to remind you when it's time to exercise!





















Print off the Fun Fitness Bingo Board and choose an activity to carry out at regular intervals throughout the day. To pick an exercise at random, close your eyes, put your finger down on the board and do whichever exercise your finger landed on.

Have the Fun Fitness Bingo Board up on your computer screen and choose an activity to carry out at regular intervals throughout the day. To pick an exercise at random, close your eyes, place your finger on the screen and do whichever exercise your finger landed on.

Challenge

Can you complete all of the exercises in one day? You might want to pick two or three at a time and do them all in one go with a short ten-second break in-between each one. Or maybe you could do each exercise more than once, with a short ten-second break in-between?

Fun Fitness Bingo Cards

Backwards Lunges 	Climb the Rope 	Upwards Punches 	Sumo Squats 	Frog Jumps 
Shoulder Taps 	Twist and Jump 	Front Kicks 	Side Lunges 	Marching on the Spot 
Star Jumps 	Squats 	Forward Punches 	Elbow to Knee 	Box Push-Ups 
High Knees with Punches 	Squat with Punches 	Upper Cuts 	Mummy Kicks 	Running on the Spot 



Story starter!

Six months earlier, Ben had lived in the city. Life had been busy; a constant buzz of people and traffic. In some ways, living in the city had been comforting, as if he was part of an urban family, a melting pot of people of all ages and all walks of life. However, Ben had tired of that life; it was now time for a change of direction.

Standing on his porch, Ben drew breath. As the clean, cool air filled his lungs, a smile spread across his face...

Can you continue the story?

Question time!

Why do you think Ben is smiling?

What can you deduce about Ben's previous life in the city?

How is his life different now?

What does the title 'solitary existence' mean?

Which of Ben's two life experiences would you prefer?

How does Ben travel across the lake?

How does he spend his days?

Where does Ben get his food from?

What does he have inside his house?

The Girl Who Walked On Air

The Girl Who Walked On Air is written by Emma Carroll, an author and English teacher. It is about a girl called Louie who works in the ticket office of a circus, but dreams about performing in the circus herself. In this extract, she can't wait to see an evening performance...

5 The bigger the danger, the bigger the crowd. One look at tonight's punters said it all. With just minutes till show time, the big top was almost full and I was quite ready to burn with excitement. Every last ticket was sold. And still the queue snaked out of the field and down the lane until all you could see were people's hats bobbing above the hedgerows.

10 First thing this morning, the posters had gone up all over town. 'MORE DARING THAN EVER!' they'd said in blue and gold letters. 'WATCH MONSIEUR MERCURY DEFY GRAVITY ON HIS TRAPEZE!' To me, M. Mercury was good old Jasper, who I lived with in a tiny trailer, and who drank lapsang tea* out of dainty cups and let me have first dibs on every piecrust. Which was more than could be said for my mam. When I was just a baby she left me at the circus, the way most people forget an umbrella.

15 Inside the ticket booth where I worked there wasn't space to swing a cat. I felt it specially tonight, jiggling from foot to foot, impatient to get finished so I'd be free to watch the show. My dog Pip sensed it too; sat beside me, he watched my every move. At last, the final punters filed past to claim their tickets. They were a noisy bunch, laughing and nattering, their breath like smoke in the evening air. They'd be quiet soon enough. Once they were inside the big top, they'd squeeze onto a bench and look upwards. And what they'd see would leave them speechless.

A little shiver went down my neck. *Imagine if I was about to perform. All those eyes gazing up at me. Just imagine it!*

25 I came back to earth with a bump. The circus owner, Mr Leo Chipchase, was in the doorway. He'd put on his best tartan waistcoat and was smiling, which made a change. 'Think of all those backsides on seats, Louie,' he said as he squeezed in beside me to count the takings. 'The bigger the danger...'

30 '...the bigger the crowd,' I finished for him. He did have a point. There were grander circuses than ours, with more animals, more curiosities, more sparkle. Backsides on seats mattered. So, what better way to draw the crowds than a thrilling new routine. And tonight that's exactly what they'd get. Jasper would perform not a double but a TRIPLE somersault from his trapeze. No other circus boasted such a stunt. It was genius.



1 Why do you think the crowds are bigger when there is more danger?
.....
.....
 1 mark

2 Jasper lets Louie "have first dibs on every piecrust" (line 13).
What does this suggest about Jasper's personality? Explain your answer.
.....
.....
 2 marks

3 How do you think Louie feels about her mother? Explain your answer.
.....
.....
 2 marks

4 Why are lines 23-24 in italics?
.....
.....
 1 mark

5 The extract says that although Leo Chipchase didn't smile very often,
he "was smiling" (line 26). Why do you think this is?
.....
.....
 1 mark

6 Why is Jasper's triple somersault stunt described as "genius" in line 34?
.....
.....
 1 mark

7 After reading the title of the book and this extract, explain
what you think might happen in the rest of the book.
.....
.....
 2 marks

.....
Total