

	Monday	Tuesday	Wednesday	Thursday	Friday
Early Morning Learning	Spelling Shed https://play.edshed.com/en-gb/login	TTR https://play.ttrackstars.com/auth/school/student/16574	Spelling Shed https://play.edshed.com/en-gb/login	TTR https://play.ttrackstars.com/auth/school/student/16574	Spelling Shed https://play.edshed.com/en-gb/login
Maths	Adding two 4 digit numbers no exchange https://vimeo.com/461778690	Adding two 4 digit numbers- one exchange https://vimeo.com/461779813	Adding two 4 digit numbers- more than one exchange https://vimeo.com/462718069	Subtract two 4 digit numbers- one exchange https://vimeo.com/463378320	Subtract two 4 digit numbers- more than one exchange https://vimeo.com/465337176
Literacy	Read the Princess and the white bear king to page - and plan out a range of phrases and vocabulary to write your own description of the mountain.	Write your own setting description of the mountain.	SpaG Skills CGP SPaG Book Complete 2 different pages that you have not completed yet.	Handwriting book Any pages you have not completed – do not do more than 4 pages.	Pobble 365 – see below
Reading	Reading Comprehension (see below)	Independent Reading	Rising Stars Reading online	Reading out loud	Independent Reading
Remember, you can send any book recommendations to library@greenwayacademy.co.uk					
Topic	Train report Write a report comparing trains in Japan to trains in India and include what this tells us about the countries. You can present this in anyway you choose: written, poster, powerpoint etc.	PSHE Create a poster of words and/or pictures to show what can be done in the classroom to support our 3 rights. Remember, they are: - The right to be safe - The right to be happy - The right to learn	PE See below	French See below	Art Follow the powerpoint and watch the video. Then complete your sketch in your book.

If you would like to do further learning, we recommend you use bbc bitesize (<https://www.bbc.co.uk/bitesize/levels/zbr9wmn0>), Oak academy learning (<https://classroom.thenational.academy/subjects-by-key-stage/key-stage-2>) or watch the KS2 television learning available on bbc one or iplayer.

French



Bonjour à tout le monde. Ça va?

Here are some suggestions for French home learning for Autumn 2

Please remember that, if I direct you to a Youtube clip or a website, stay safe and ask an adult to help you.

You may wish to look at alternative resources, but try to ensure that you centre your learning around the topics given below:

Year 4

You will be focusing on **likes and dislikes, family members** and talking about **brothers and sisters**, as well as revisiting food related vocabulary and phrases from last half term

1. For likes and dislikes <https://www.lightbulblanguages.co.uk/resources/PrimaryFrench/fr-food-opinions-flowchart.pdf>

2. Talking about family:

BBC Bitesize <https://www.bbc.co.uk/bitesize/topics/zjcbjrj6/articles/zcqsxbk>

3. Tutorials and games family and food topic

<https://www.french-games.net/frenchtopics>

Madame Martin x

Dear parents/carers,

Here are a few suggestions for websites/resources, which the children may wish to look at, during any period of absence from school.

- www.euroclubschools.co.uk

Fun facts about France, French history & French celebrations. There is also a "Jukebox" with songs in French

- http://www.bbc.co.uk/schools/primary_languages/french/

Games/video clips to practise basic French

- <http://www.languagesonline.org.uk>

Simple exercises to practise vocabulary. Make sure that you are looking at the Primary section

- www.primaryresources.co.uk

Mainly aimed at teachers but children may find some ideas for games to play with older siblings/parents etc.

- <https://www.bbc.co.uk/bitesize/subjects/z39d7ty>

Range of topics with Videoclips, animated clips, games

- Duolingo

Online language learning tool.

- <https://www.lightbulblanguages.co.uk/reources-pr-fr-resources.htm>

Mainly aimed at teachers, but a wide range of topics and resources that children could dip into.

- <https://digitaldialects.com>

Games and online learning

- Fou Fou Channel on You tube

A variety of animated clips on a variety of different topics. May be more suitable for younger learners

- <https://agreenmouse.com>

Lots of different topics. Includes vocabulary, links to videoclips, songs etc.

I will continue to look into suitable resources and will update the list accordingly.

Please note that, as all resources are accessed via the Internet, some adult supervision may be required.

Bingo Fitness PE Home Learning

Here are some suggestions for how to use the Fun Fitness Bingo resources.

Print off the Fun Fitness Bingo Board and Fun Fitness Bingo Cards. Cut out the cards, muddle them up and place them in a container. Pick out a card at regular intervals of time and aim to carry out each exercise for 30 seconds. Once you have completed each exercise, cover it up with the card. Continue doing this throughout the day until all of the exercises on the board have been covered over. Perhaps you could set an alarm to remind you when it's time to exercise!





















Print off the Fun Fitness Bingo Board and choose an activity to carry out at regular intervals throughout the day. To pick an exercise at random, close your eyes, put your finger down on the board and do whichever exercise your finger landed on.

Have the Fun Fitness Bingo Board up on your computer screen and choose an activity to carry out at regular intervals throughout the day. To pick an exercise at random, close your eyes, place your finger on the screen and do whichever exercise your finger landed on.

Challenge

Can you complete all of the exercises in one day? You might want to pick two or three at a time and do them all in one go with a short ten-second break in-between each one. Or maybe you could do each exercise more than once, with a short ten-second break in-between?

Fun Fitness Bingo Cards

Backwards Lunges 	Climb the Rope 	Upwards Punches 	Sumo Squats 	Frog Jumps 
Shoulder Taps 	Twist and Jump 	Front Kicks 	Side Lunges 	Marching on the Spot 
Star Jumps 	Squats 	Forward Punches 	Elbow to Knee 	Box Push-Ups 
High Knees with Punches 	Squat with Punches 	Upper Cuts 	Mummy Kicks 	Running on the Spot 



Question time!

What do you think is happening in the picture?

Why are the animals boarding the ship?

Who built the ship? Why was it built?

How do you think the animals boarding the ship might be feeling? Will they have conflicting emotions?

Where do you think the ship is heading?

Is it possible one day that humans will live somewhere other than the Earth?

Sentence challenge!

Insert commas in the correct places in the sentence below.

Feeling extremely anxious the animals walked up to the large metal doors trying to ignore the streaks of lightning all around them.

Sick sentences!

These sentences are 'sick' and need help to get better. Can you help?

Big streaks of lightning went across the sky. The animals were scared.

Perfect picture!

Imagine you could see inside the ship. Draw/describe what it might be like.

The Real Princess

Hans Christian Andersen was a Danish author. He is best known for his fairy tales such as *The Ugly Duckling*, *The Little Mermaid* and *The Snow Queen*. *The Real Princess* tells the story of a prince who wants to marry a real princess, but isn't having much luck finding one...

5 There was once a prince who wanted to marry a princess. But she must be a real princess, mind you. So he travelled all round the world, seeking such a one, but everywhere something was in the way. Not that there was any lack of princesses, but he could not seem to make out whether they were real princesses; there was always something not quite satisfactory. Therefore, home he came again, quite out of spirits, for he wished so much to marry a real princess.

10 One evening a terrible storm came on. It thundered and lightened, and the rain poured down; indeed, it was quite fearful. In the midst of it there came a knock at the town gate, and the old king went out to open it.

15 It was a princess who stood outside. But O dear, what a state she was in from the rain and bad weather! The water dropped from her hair and clothes, it ran in at the tips of her shoes and out at the heels; yet she insisted she was a real princess.

20 "Very well," thought the old queen; "that we shall presently see." She said nothing, but went into the bedchamber and took off all the bedding, then laid a pea on the sacking of the bedstead*. Having done this, she took twenty mattresses and laid them upon the pea and placed twenty eider-down* beds on top of the mattresses.

The princess lay upon this bed all the night. In the morning she was asked how she had slept.

25 "Oh, most miserably!" she said. "I scarcely closed my eyes the whole night through. I cannot think what there could have been in the bed. I lay upon something so hard that I am quite black and blue all over. It is dreadful!"

It was now quite evident that she was a real princess, since through twenty mattresses and twenty eider-down beds she had felt the pea. None but a real princess could have such delicate feeling.

25 So the prince took her for his wife, for he knew that in her he had found a true princess. And the pea was preserved in the cabinet of curiosities, where it is still to be seen unless someone has stolen it.

And this, mind you, is a real story.

An extract from *The Real Princess* by Hans Christian Andersen.

Glossary

bedstead — the frame of a bed

eider-down — duck feathers used to stuff bedding

1 What does "out of spirits" in lines 5-6 mean? Why does the prince feel like this?
.....
.....
 2 marks

2 Why do you think the princess knocks on the town gate?
.....
 1 mark

3 Why does the queen put so much bedding on the bed, but say "nothing" about what she has done?
.....
.....
.....
 2 marks

4 What does the princess mean when she says she is "black and blue all over" (line 21)?
.....
 1 mark

5 How do you think the prince feels when he finds out that the princess felt the pea under all of the bedding? Explain your answer.
.....
.....
 2 marks

6 Why do you think the royal family preserved the pea?
.....
 2 marks

Total
out of 10

