

	Monday	Tuesday	Wednesday	Thursday	Friday
Early Morning Learning	Spelling Shed https://play.edshed.com/en-gb/login	TTR https://play.ttrockstars.com/auth/school/student/16574	Spelling Shed https://play.edshed.com/en-gb/login	TTR https://play.ttrockstars.com/auth/school/student/16574	Spelling Shed https://play.edshed.com/en-gb/login
Maths Watch the videos BEFORE you join your online lesson.	Written methods https://vimeo.com/491687378 (Worksheet available if you cannot do online lesson with teacher)	Efficient Multiplication https://vimeo.com/492101020 (Worksheet available if you cannot do online lesson with teacher)	Multiply 2 digits by 1 digit (1) https://vimeo.com/492101238 (Worksheet available if you cannot do online lesson with teacher)	Multiply 2 digits by 1 digit (2) https://vimeo.com/492463370 (Worksheet available if you cannot do online lesson with teacher)	Multiply 3 digits by 1 digit https://vimeo.com/492456871 (Worksheet available if you cannot do online lesson with teacher)
Literacy Complete the task BEFORE you join your online lesson.	Write a short description of iron man using the notes you took during Friday's lesson.	Watch video on your team page. It will be under the tab at the top that says 'files'. Micro / Macro as you listen.	Edit the writing you did last week identifying the different sentence types you used. Can you add to your writing so you include all the sentence types?	Write a short description of the hole. Watch video of pages 17-21	Write your paragraph on the build up. Watch video of pages 37-42.
Independent Learning If you have attended your online lesson you do not need to do this.	Summarise doing micro/macro drawings and notes, about a book you have read this week.	Pobble 365 – see below Continue the story. Could you write a better character description of the blacksmith?	SpaG Skills CGP SPaG Book P78-80	Handwriting book p12-15	How to write a setting description https://classroom.thenational.academy/lessons/to-plan-a-setting-description-c9jp6d?step=1&activity=video
Reading	Reading out loud	Independent Reading	Rising Stars Reading online	Reading out loud	Independent Reading
Topic	PE Fitness Bingo See below French see links below	Music Follow the powerpoint on Mayan music and complete the task on the last slide.	History Look at the Maya timeline on the powerpoint. Use what you have learnt to create your own timeline based on what you've learnt.	RE Follow the RE powerpoint and read the story. Afterwards complete the task on the last slide.	Art Use the link and watch the video, to learn how to draw like Tony Ross. https://www.youtube.com/watch?v=qn40kz2DSNs

If you would like to do further learning, we recommend you use bbc bitesize (<https://www.bbc.co.uk/bitesize/levels/zbr9wmn0>), Oak academy learning (<https://classroom.thenational.academy/subjects-by-key-stage/key-stage-2>) or watch the KS2 television learning available on bbc one or iplayer.

French



Bonjour à tout le monde. Ça va?

Here are some suggestions for French home learning for Autumn 2

Please remember that, if I direct you to a Youtube clip or a website, stay safe and ask an adult to help you.

You may wish to look at alternative resources, but try to ensure that you centre your learning around the topics given below:

Year 4

You will be focusing on likes and dislikes, family members and talking about brothers and sisters, as well as revisiting food related vocabulary and phrases from last half term

1. For likes and dislikes <https://www.lightbulblanguages.co.uk/resources/PrimaryFrench/fr-food-opinions-flowchart.pdf>
2. Talking about family:
BBC Bitesize <https://www.bbc.co.uk/bitesize/topics/zjcbrij6/articles/zcqsxbk>
3. Tutorials and games family and food topic
<https://www.french-games.net/frenchtopics>

Madame Martin x

Dear parents/carers,

Here are a few suggestions for websites/resources, which the children may wish to look at, during any period of absence from school.

- www.euroclubschools.co.uk

Fun facts about France, French history & French celebrations. There is also a “Jukebox” with songs in French

- http://www.bbc.co.uk/schools/primary_languages/french/

Games/video clips to practise basic French

- <http://www.languagesonline.org.uk>

Simple exercises to practise vocabulary. Make sure that you are looking at the Primary section

- www.primaryresources.co.uk

Mainly aimed at teachers but children may find some ideas for games to play with older siblings/parents etc.

- <https://www.bbc.co.uk/bitesize/subjects/z39d7ty>

Range of topics with Videoclips, animated clips, games

- Duolingo

Online language learning tool.

- <https://www.lightbulblanguages.co.uk/reources-pr-fr-resources.htm>

Mainly aimed at teachers, but a wide range of topics and resources that children could dip into.

- <https://digitaldialects.com>

Games and online learning

- Fou Fou Channel on You tube

A variety of animated clips on a variety of different topics. May be more suitable for younger learners

- <https://agreenmouse.com>

Lots of different topics. Includes vocabulary, links to videoclips, songs etc.

I will continue to look into suitable resources and will update the list accordingly.

Please note that, as all resources are accessed via the Internet, some adult supervision may be required.

Bingo Fitness PE Home Learning

Here are some suggestions for how to use the Fun Fitness Bingo resources.

Print off the Fun Fitness Bingo Board and Fun Fitness Bingo Cards. Cut out the cards, muddle them up and place them in a container. Pick out a card at regular intervals of time and aim to carry out each exercise for 30 seconds. Once you have completed each exercise, cover it up with the card. Continue doing this throughout the day until all of the exercises on the board have been covered over. Perhaps you could set an alarm to remind you when it's time to exercise!





















Print off the Fun Fitness Bingo Board and choose an activity to carry out at regular intervals throughout the day. To pick an exercise at random, close your eyes, put your finger down on the board and do whichever exercise your finger landed on.

Have the Fun Fitness Bingo Board up on your computer screen and choose an activity to carry out at regular intervals throughout the day. To pick an exercise at random, close your eyes, place your finger on the screen and do whichever exercise your finger landed on.

Challenge

Can you complete all of the exercises in one day? You might want to pick two or three at a time and do them all in one go with a short ten-second break in-between each one. Or maybe you could do each exercise more than once, with a short ten-second break in-between?

Fun Fitness Bingo Cards

<p>Backwards Lunges</p> 	<p>Climb the Rope</p> 	<p>Upwards Punches</p> 	<p>Sumo Squats</p> 	<p>Frog Jumps</p> 
<p>Shoulder Taps</p> 	<p>Twist and Jump</p> 	<p>Front Kicks</p> 	<p>Side Lunges</p> 	<p>Marching on the Spot</p> 
<p>Star Jumps</p> 	<p>Squats</p> 	<p>Forward Punches</p> 	<p>Elbow to Knee</p> 	<p>Box Push-Ups</p> 
<p>High Knees with Punches</p> 	<p>Squat with Punches</p> 	<p>Upper Cuts</p> 	<p>Mummy Kicks</p> 	<p>Running on the Spot</p> 

Story starter!



Ulrik had always been the strongest man in the village: it was said that he could lift a cart all by himself! Growing up, his father, and his father before him, had been builders. He had even heard that a great uncle of his had been a mighty warrior! Ulrik, however, dreamed of a different path. He had always wanted to be a blacksmith.

Sure enough, Ulrik grew up to be the best blacksmith in the whole country. Anything you wanted made, he could make it! That was until a fateful evening on a snowy night, when he was visited by a darkly-cloaked, mysterious man...